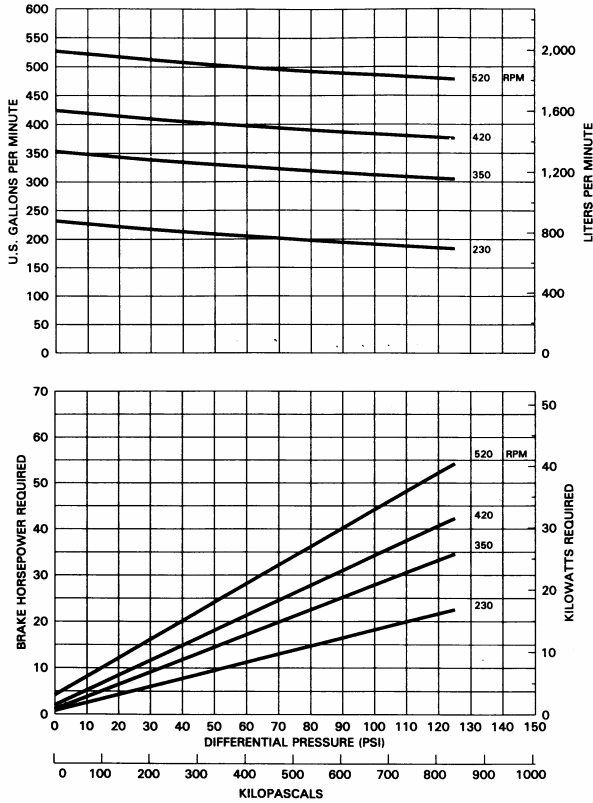


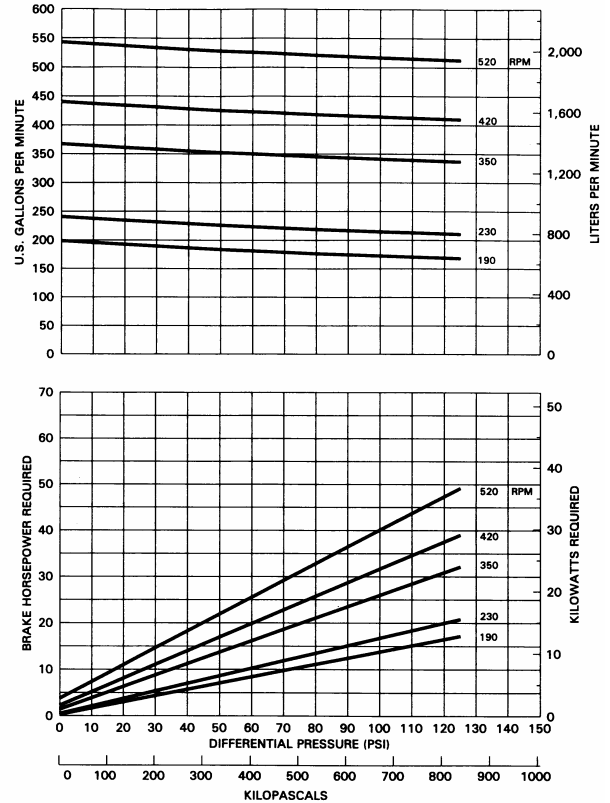
Page Number	101-031
Effective	Dec 2007
Replaces	Oct 2001
Section	101

1 CP (30 SSU)*



Note: Non-metallic vanes Only.

20 CP (100 SSU)*



Note: Non-metallic vanes Only.

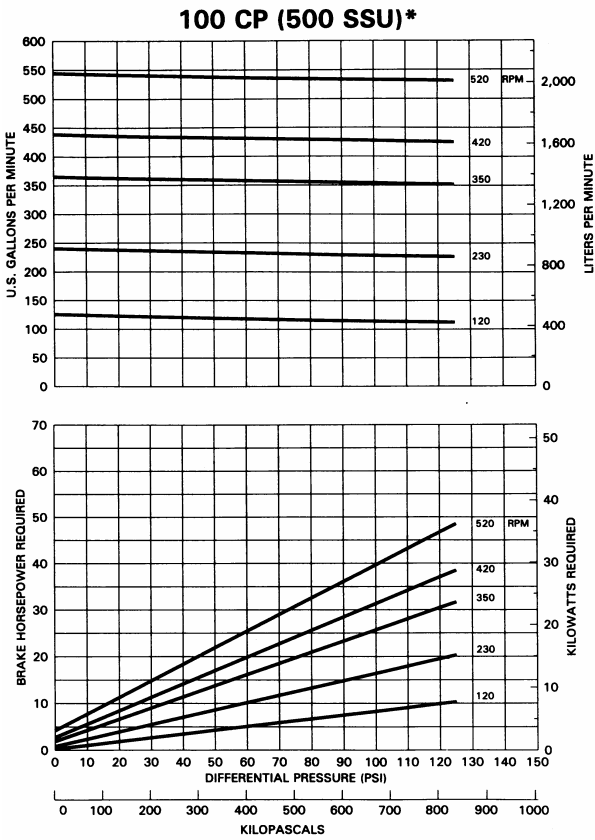
Blackmer Characteristic Curves are based on Brake Horsepower (BHp). To determine Motor Horsepower, drive train inefficiencies must be added to the BHp.

Actual capacities are dependent upon the vapor pressure of the liquid and the inlet conditions of the system.

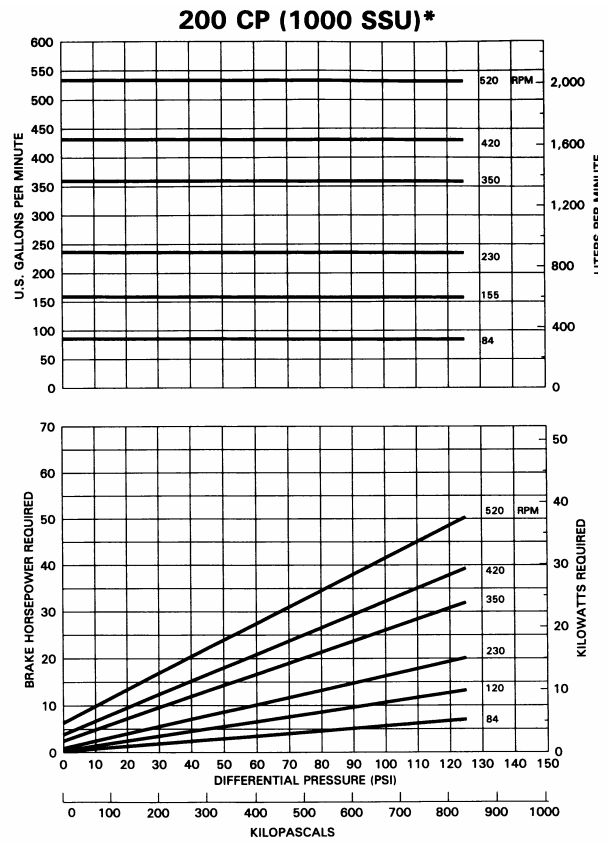
*Centipoise (cP) to SSU conversion is based on a fluid specific gravity of 1.0.
Centipoise = centistokes at 1.0 specific gravity.

CHARACTERISTIC CURVES

Models: GX4, X4



Note: Non-metallic or metallic vanes.



Note: Non-metallic or metallic vanes.

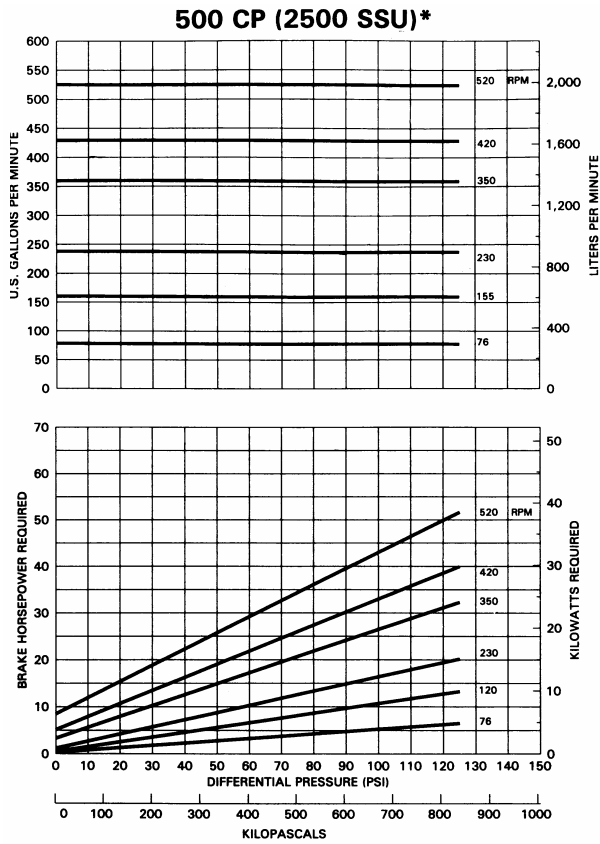
Blackmer Characteristic Curves are based on Brake Horsepower (BHp). To determine Motor Horsepower, drive train inefficiencies must be added to the BHp.

Actual capacities are dependent upon the vapor pressure of the liquid and the inlet conditions of the system.

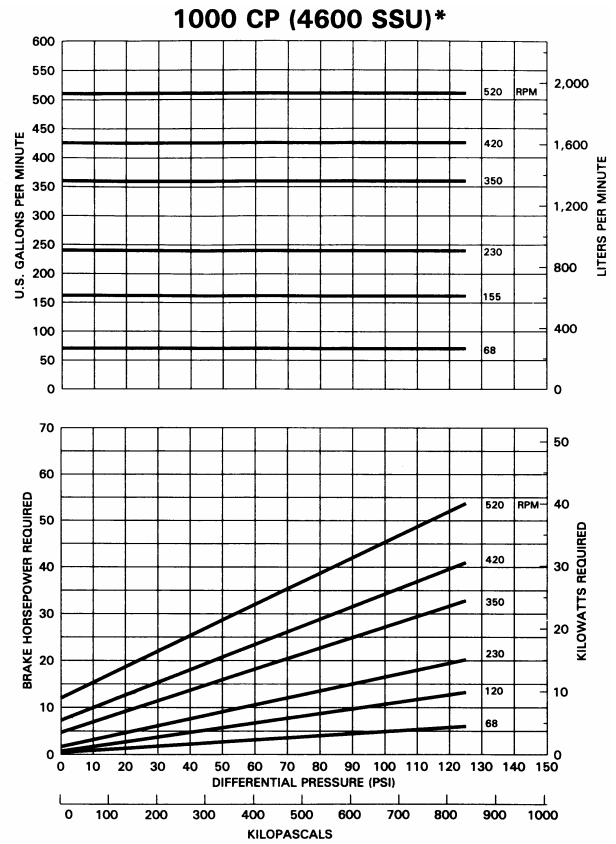
*Centipoise (cP) to SSU conversion is based on a fluid specific gravity of 1.0.
Centipoise = centistokes at 1.0 specific gravity.

CHARACTERISTIC CURVES

Models: GX4, X4



Note: Non-metallic or metallic vanes.



Note: Non-metallic or metallic vanes.

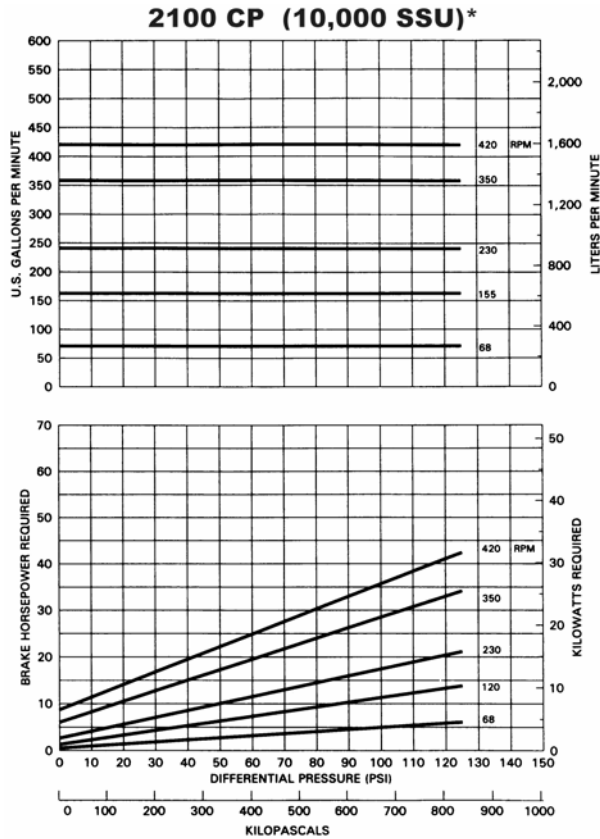
Blackmer Characteristic Curves are based on Brake Horsepower (BHp). To determine Motor Horsepower, drive train inefficiencies must be added to the BHp.

Actual capacities are dependent upon the vapor pressure of the liquid and the inlet conditions of the system.

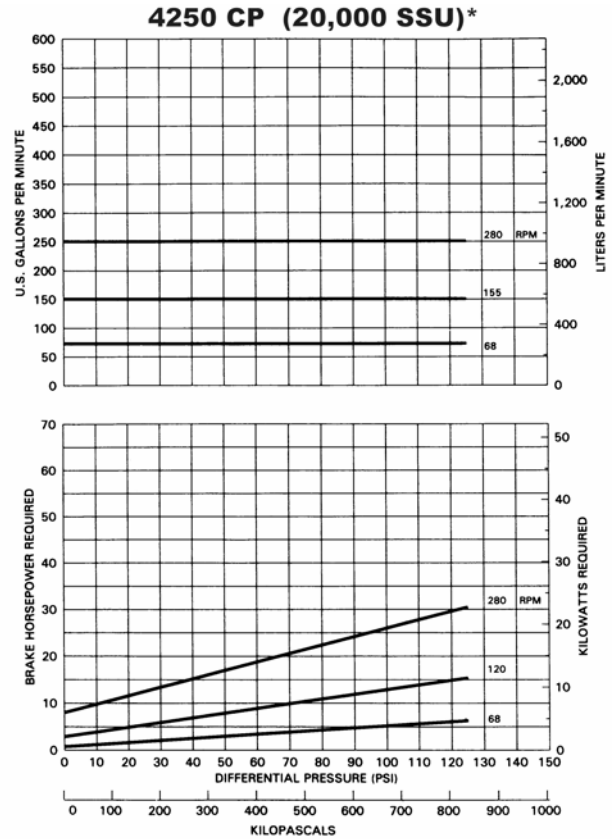
*Centipoise (cP) to SSU conversion is based on a fluid specific gravity of 1.0.
Centipoise = centistokes at 1.0 specific gravity.

CHARACTERISTIC CURVES

Models: GX4, X4



Note: Non-metallic or metallic vanes. Metallic vanes recommended above 2100 cP (10,000 SSU).



Note: Metallic vanes recommended.

Blackmer Characteristic Curves are based on Brake Horsepower (BHp). To determine Motor Horsepower, drive train inefficiencies must be added to the BHp.

Actual capacities are dependent upon the vapor pressure of the liquid and the inlet conditions of the system.

*Centipoise (cP) to SSU conversion is based on a fluid specific gravity of 1.0.

Centipoise = centistokes at 1.0 specific gravity.